

. OECD

1.

< >

○ , DB

—

—

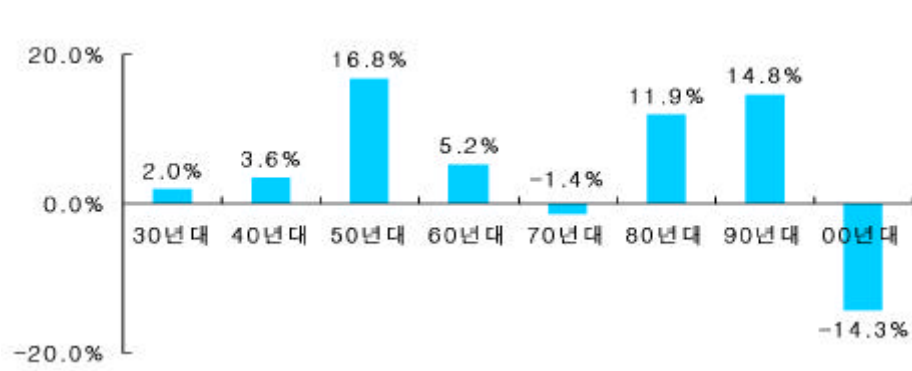
가 .

< >

	1950	1955	1996	2000
		66.9		62.0
		11.5		18.1

: OECD

< >



: 00 2003 4

< DB >

○ 가 가
(PBGC : Pension Benefit Guaranty Corporation)

— 가 FY02
\$ 26.0 가 \$ 31.4
가 \$ 5.4

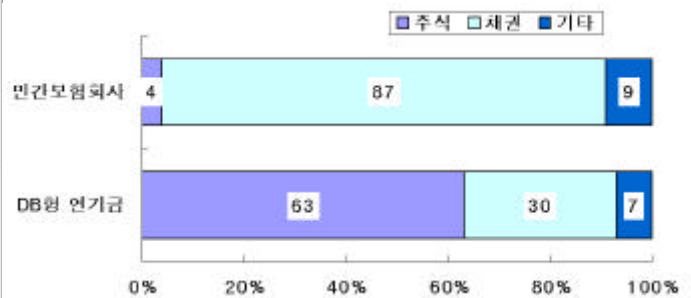
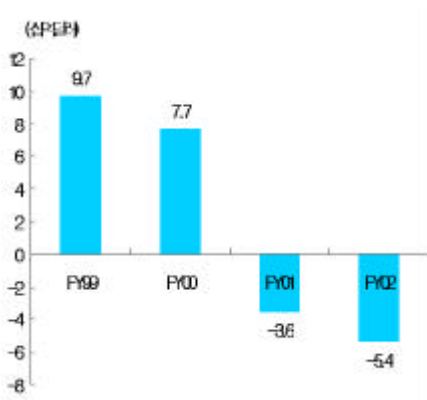
· 90 DB
DB

— DB 가 가 가

· 90 (DC : defined contribution) 가 DB 가

2003

<PBGC > < () >



2.

< >
○

(DB) (DC) 가
가
가
15 20% 1999
2002 10%

