







2001. 11. 29

: ()
:
()
()
()



■







(1969-1998)



가



41% (265)

22% (142)

13% (63)

26% (169)

- : Swiss Re, Jan 2001



(1969-1998)

/ (41%)

(13%)

- / (22%)
- (13%)
- (6%)
- 가 (6%)
- (4%)
- (3%)



(1969-1991)

✓

/

/

,

43% (88)

40% (82)

16% (34)

1% (3)

- : AM Best's Insolvency Study, 1992



(1969-1991)

/ (43%)

▪ / (23%)




▪ (20%)

(40%)

▪ 가 (18%)

▪ (20%)

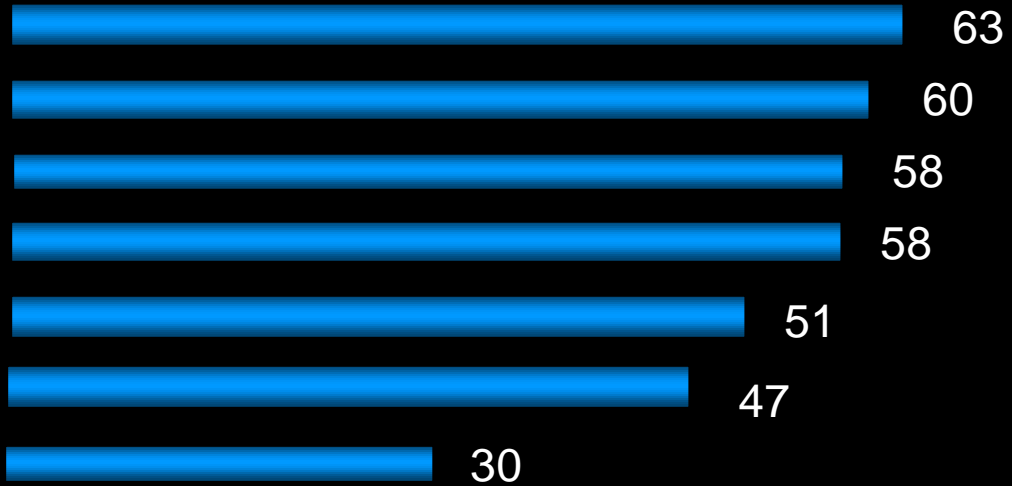
▪ (2%)



-
- High Risk High Return

-
-

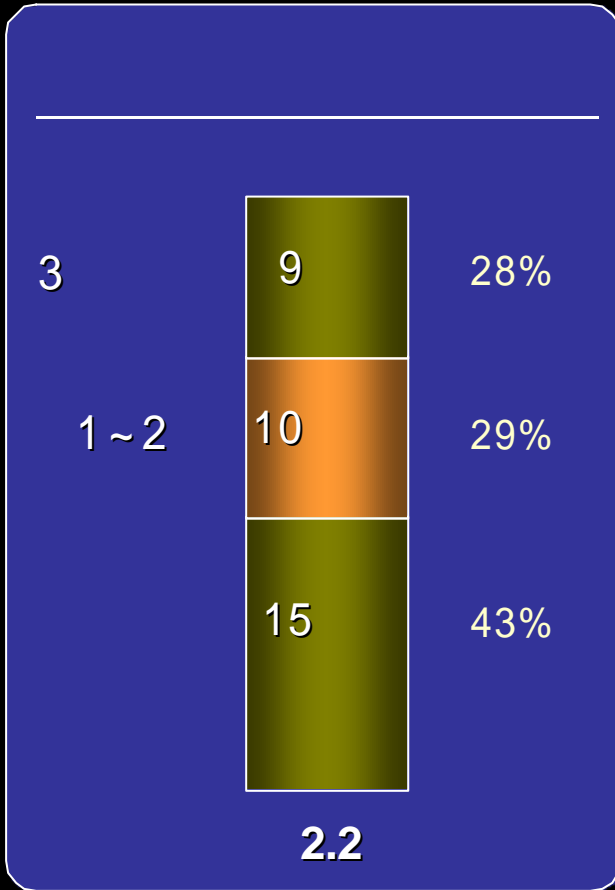
-



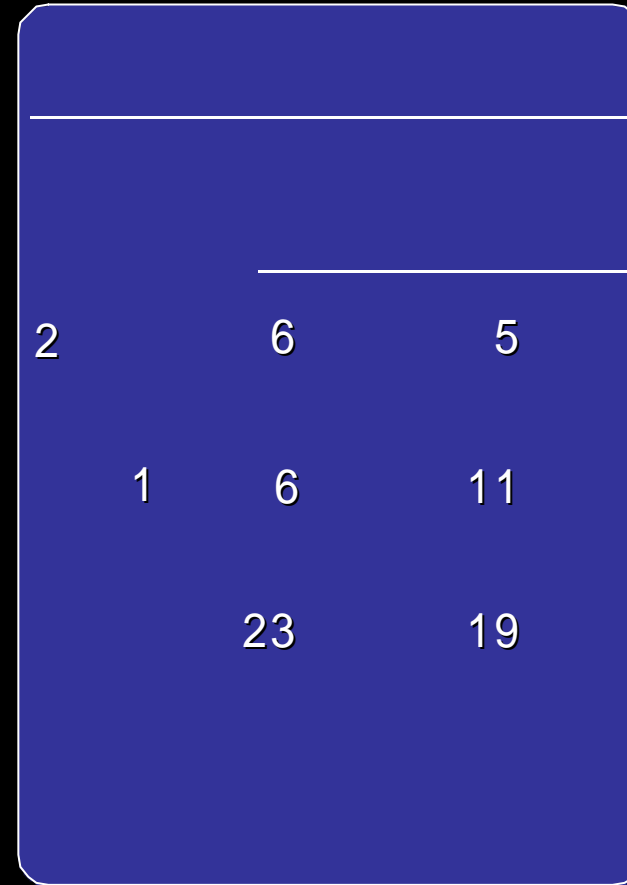


			✓		
			.		
			가		
			80	69	69
			80	62	36
			78	72	56
M.O	F.O		78	58	31

- : 1 11
- : 12 24
- : 25 35
- M.O Middle Office F.O Front Office



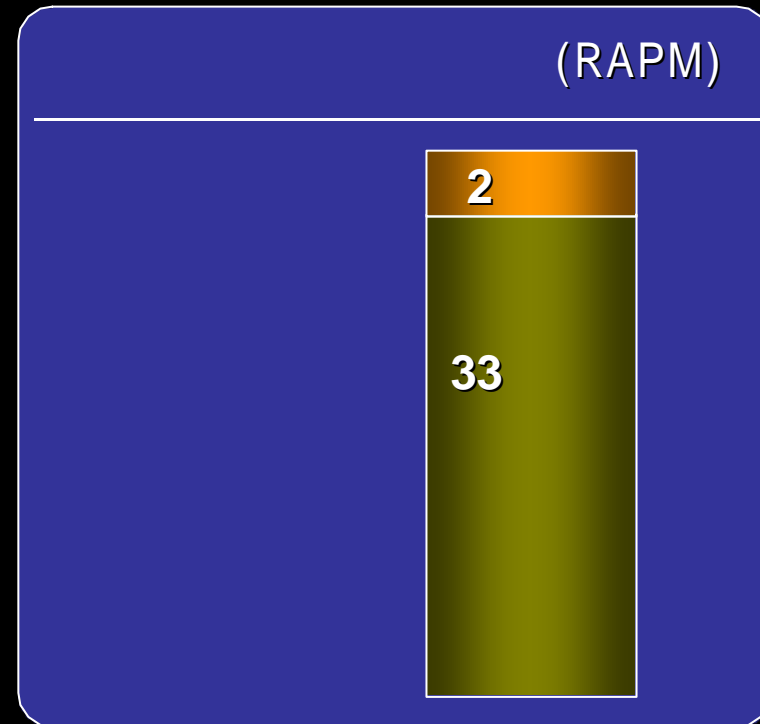
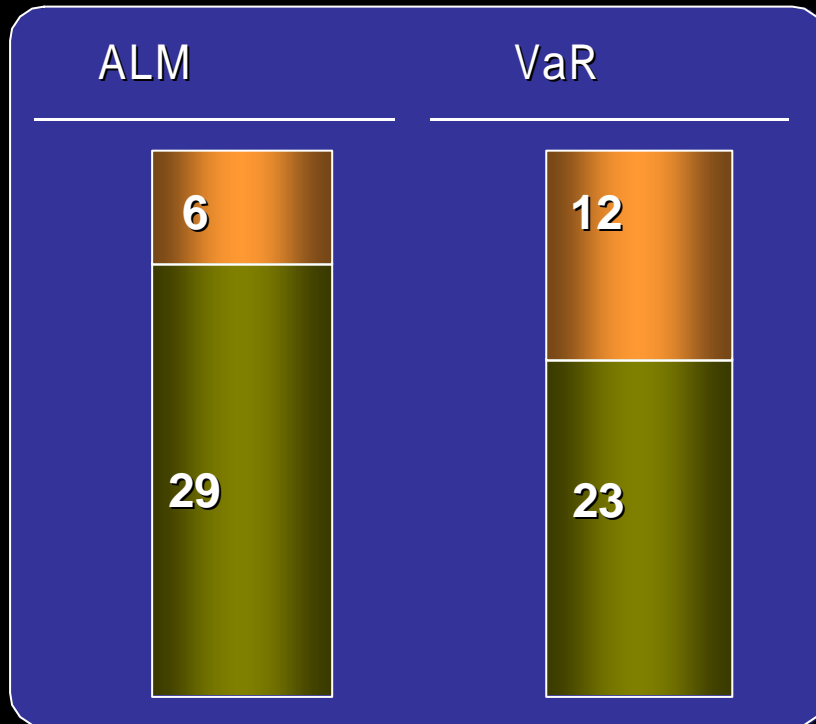
▪ 2




▪ CFA, FRM



ALM







()

✓ CEO

1. (CEO)

2.

3.

4.

:

가 가

가

- Pricing -

- .

-

-

-

-

-

()

■ 가 (Risk Assessment System)

-
- CAMEL

- : CAMEL 가 가 (RAS)
- /
- : 가 가 (RAS)
- /
- : (:)

()

■

- (90%)
 - ,
- Operation Risk, RM
 -

- :
 - RM : RM 가
 - RM : / RM
 - RM :
- :
 - /

()

■

- 61 7,8 :
()

-

-

-

- - ,

-

-

- - ,

()

■

- - 61 :
- -

- - , ,
- - 가()

()

■ Pricing

- - 가 ()
- -

- ,
-
-
-
•
,
-
-
•
,

()

■

-
-
-

-
- RM
- ()

()

■

-
-
-

- Rule
- -
 - /
 -
 -
 -
 -

()

■

- RM
 - , ,
- RM
 - Operation Risk

- RM
- , RM
-
- RM
 - 1 (), 2 (),
 - 3 (RM)
-

()

■

-
-
-

- - RORAA,RAROC
- RM
- , ,

()



- - 가
- 가

- - 가
- Incentive
-
- ,
-

()



-
-
-

- , ,
-
-
- RM :
-

1

2

3

CEO 가

4

5